


ES Series



Creative Angle Outdoor LED display



Front side High contrast

- High contrast corrugated light absorbing mask achieves high contrast



Optional cabinet dimension

- High precision Aluminum cabinet frame




Ultra-light design

- 35% less than traditional iron cabinet
- 800X900=22.4kg 800X1200=28kg




Fully water resistant panel

- Fully water resistant panel that performs impeccably in all kinds of extreme weather.



Corner arc assembly

- Match naked eye 3d project



Full-front and rear maintenance

- Suits for all outdoor applications



Pixel Pitch	P3.125mm	P4.16mm	P5mm	P6.25mm	P8.33mm	P10mm
SMD Type	SMD1415	SMD1921	SMD1921	SMD2727	SMD2727	SMD2727
Physical Density (dots/sqm)	102400	57600	40000	25600	14400	10000
Module Resolution	128x96	96X72	80X60	64X48	48X36	40X30
Module Dimension	400X300 50x300(for 90 degree corner arc cabinet)					
Panel Size (mm)	800x900 800x1200 450X1200					
Flatness (mm)	≤0.1					
Maintenance Mode	Front & Rear					
Brightness (nits)	5500-6500					
Color Temperature (K)	3200-9300 optional					
Gray Level	14 bits					
Viewing Angle (V/H)	160°/ 140°					
Contrast Ratio	6000: 1					
Frequency	50/60					
Refresh Rate	3840					
Max Power Consumption (w/m ²)	600-800					
Avg. Power Consumption (w/m ²)	100-200					
Electric Power Requirements	AC90-264V 47-63Hz					